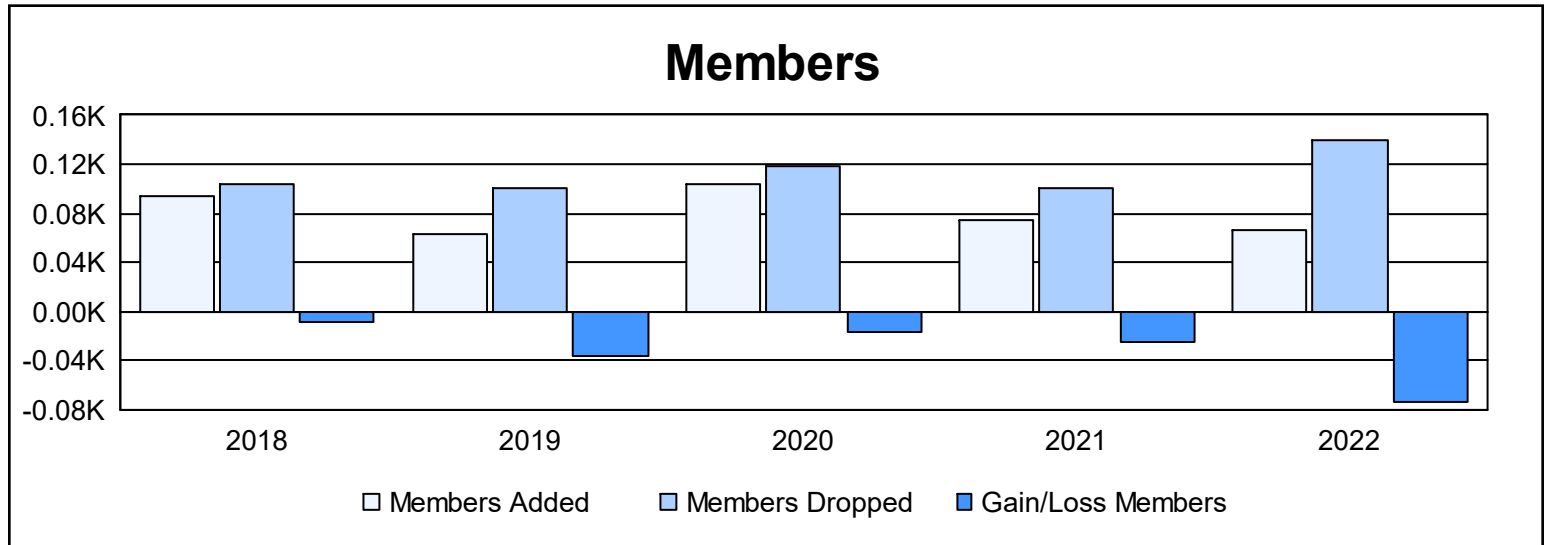
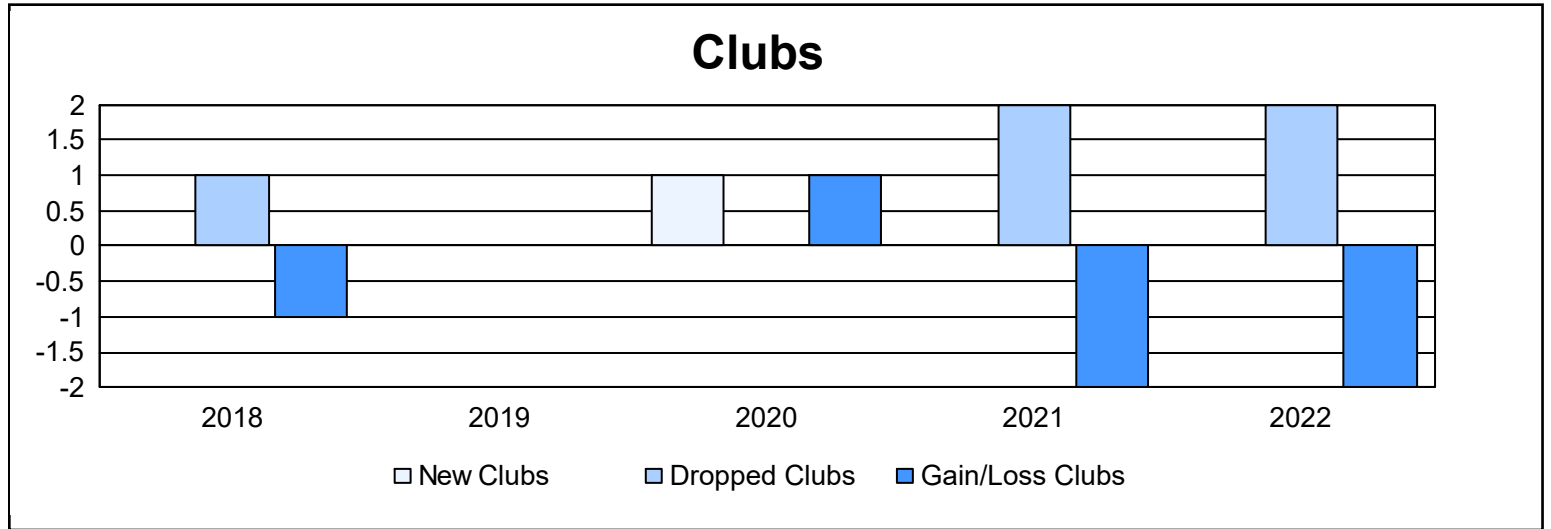
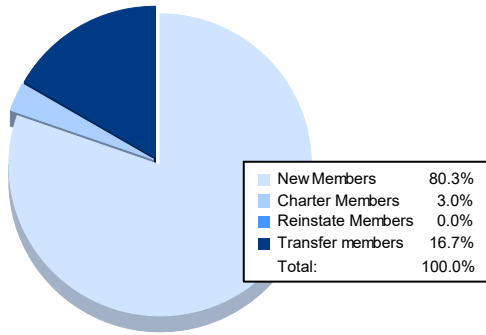


Year	New Clubs	Dropped Clubs	Gain/ Loss Clubs	New Members	Charter Members	Reinstate Members	Transfer Members	Total Member Added	Total Members Dropped	Gain/ Loss Members
2017-2018	0	1	-1	85	0	2	7	94	103	-9
2018-2019	0	0	0	57	2	0	4	63	100	-37
2019-2020	1	0	1	69	23	1	10	103	119	-16
2020-2021	0	2	-2	67	0	2	6	75	100	-25
2021-2022	0	2	-2	53	2	0	11	66	139	-73
<b>Average</b>	<b>0</b>	<b>1</b>	<b>-1</b>	<b>66</b>	<b>5</b>	<b>1</b>	<b>8</b>	<b>80</b>	<b>112</b>	<b>-32</b>



### Membership Composition June 2022 Cumulative



### Gender Composition June 2022 Cumulative

